

**Floestone Saflor®
Molded Receptors
Installation Instructions**

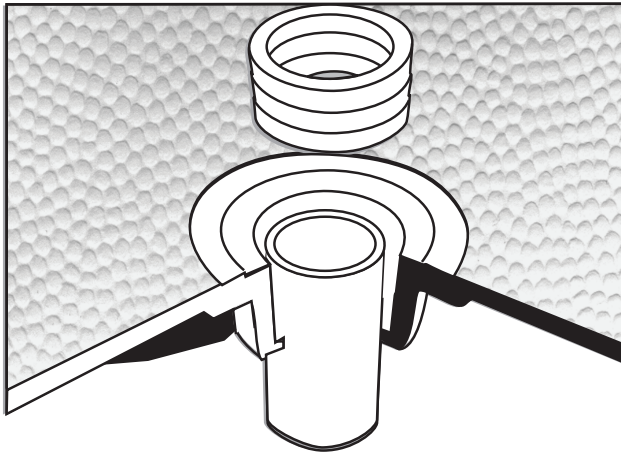
**READ BEFORE INSTALLATION
Improper Installation May Result
In Damage To Receptor**

*Ensure that Receptor is installed
by licensed professional*

- 1 Integral drain requires minimum 5" diameter by 2 1/4" deep recess in sub-floor for adequate clearance.
- 2 Sub-floor MUST be flat and level and free of movement and squeaks. Fix any movement and squeaks prior to installation of receptor.
- 3 Set shower receptor on sub-floor level right to left and front to back. **Bottom of ALL receptor ribs must make contact with sub-floor.**

IF LEVELING SUB-FLOOR IS REQUIRED, use a mortar mix. Apply an appropriate layer of mortar to level the sub-floor surface. Set the receptor in the fresh mortar. Level the receptor right to left and front to back with downward pressure into the mortar (BOTTOM OF ALL RECEPTOR RIBS MUST MAKE CONTACT WITH MORTAR) using a minimum 24" level. Allow mortar to harden before further steps.

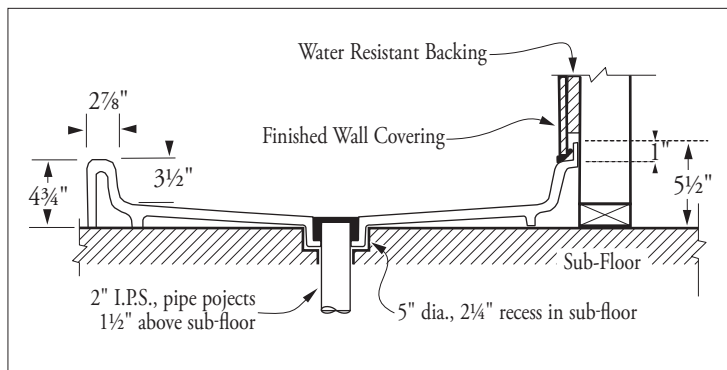
- 4 Install Wedge-Lok seal. Use soapy water to lubricate seal and pipe.
- 5 Use large head nail or screw directly above tiling flange to secure in place. Do not nail or screw directly into flange as it may cause cracking.
- 6 Water test receptor for proper drainage upon connection of waste pipe prior to installing walls.



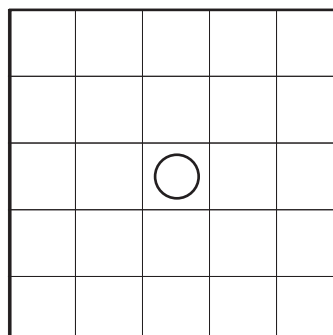
Exclusive Wedge-Lok® Seal

Floestone Saflor Shower Receptors come with an integral drain molded into the receptor, eliminating the need for a separate drain. The exclusive seal is easily installed without special tools. No caulking, no mess, no places to leak. Drain will also accept conventional lead joint.

2" I.P.S. **Wedge-Lok®** Seal fits plastic and steel only. For copper waste, specify **Josam Jiffy-Joint™** or equal. For cast iron, **Josam Jiffy-Joint™** or equal may be required because of OD variance. Specify for copper or cast iron pipe.



Bottom



FLORESTONE PRODUCTS CO., INC.

2851 Falcon Drive • Madera, CA 93637

T. 559.661.4171 • T. 800.446.8827

F. 559.661.2070 • floestone.com